




## MODULE 4 - LESSON 3.9

### GETTING TO KNOW YOUR CHORD TONES OVER A I-VI-II-V


#### PARENT SCALE: C MAJOR SCALE




#### ARPEGGIOS FOR THE I VI II V PROGRESSION

05:55


##### CHORD I: C MAJOR 7TH




##### CHORD VI: A DOMINANT 7TH



##### CHORD II: D MINOR 7TH



##### CHORD V: G DOMINANT 7TH



#### CHORD SEQUENCE



08:07 I VI II V CHORD PROGRESSSSION - ARPEGGIOS ASCENDING

Handwritten notation for I VI II V Chord Progression - Arpeggios Ascending. The progression is Cmaj7, A7, Dm7, G7. The notation shows the bass line and the arpeggio sequence for each chord, with fingerings indicated by numbers 1-5.

Chords: Cmaj7, A7, Dm7, G7

Fingerings (Bass line): 2, 1, 4, 3, 4, 3, 1, 4, 4, 2, 1, 4, 2, 1, 4, 2

Fingerings (Arpeggio): 3, 2, 5, 4, 5, 4, 2, 5, 5, 3, 2, 5, 3, 2, 5, 3

08:07 EXAMPLE FURTHER UP THE NECK

Handwritten notation for Example Further Up the Neck. The progression is Cmaj7, A7, Dm7, G7. The notation shows the bass line and the arpeggio sequence for each chord, with fingerings indicated by numbers 1-5.

Chords: Cmaj7, A7, Dm7, G7

Fingerings (Bass line): 4, 3, 1, 4, 1, 4, 2, 1, 1, 4, 3, 1, 1, 4, 1, 4

Fingerings (Arpeggio): 8, 7, 5, 9, 5, 9, 7, 5, 5, 8, 7, 5, 5, 9, 7, 10

09:43 EXAMPLE EVEN FURTHER UP THE NECK

Handwritten notation for Example Even Further Up the Neck. The progression is Cmaj7, A7, Dm7, G7. The notation shows the bass line and the arpeggio sequence for each chord, with fingerings indicated by numbers 1-5.

Chords: Cmaj7, A7, Dm7, G7

Fingerings (Bass line): 1, 4, 2, 1, 4, 3, 1, 4, 2, 1, 4, 1, 2, 1, 4, 2

Fingerings (Arpeggio): 8, 12, 10, 9, 12, 11, 9, 12, 10, 8, 12, 10, 10, 9, 12, 10

12:02

## I VI II V CHORD PROGRESSSSION - ARPEGGIOS ASCENDING AND DESCENDING

Chord progression: Cmaj7, A7(b9), Dm7, G7. A flat 9 is indicated on the A7(b9) chord.

Fingering (Left Hand): 2 1 4 3 4 3 4 1, 4 3 1 4 1 4 1 3, 4 2 1 4 4 4 1 2, 2 1 4 1 4 1 4 1.

Fingering (Right Hand): 3 2 5 4 5 4 5 2, 5 4 2 5 3 5 2 4, 5 3 2 5 7 5 2 3, 3 2 5 3 5 3 5 2.

12:37

## I VI II V CHORD PROGRESSSSION - ARPEGGIOS ASCENDING AND DESCENDING FURTHER UP THE NECK

Chord progression: Cmaj7, A7(b9), Dm7, G7. A 13th is indicated on the G7 chord.

Fingering (Left Hand): 4 3 1 4 1 4 1 3, 1 4 2 1 4 1 3 4, 1 4 3 1 3 1 3 4, 1 4 1 4 1 4 1 3.

Fingering (Right Hand): 8 7 5 9 5 9 5 7, 5 9 7 5 8 5 7 9, 5 8 7 5 7 5 7 8, 5 9 7 10 7 9 5 7.

13:37

## I VI II V CHORD PROGRESSSSION - ARPEGGIOS ASCENDING AND DESCENDING EVEN FURTHER UP THE NECK

Chord progression: Cmaj7, A7(b9), Dm7, G7.

Fingering (Left Hand): 1 4 2 1 2 1 2 4, 4 3 1 4 4 4 1 3, 2 1 4 2 4 2 4 1, 2 1 4 2 4 2 4 1.

Fingering (Right Hand): 8 12 10 9 10 9 10 12, 12 11 9 12 15 12 9 11, 10 8 12 10 12 10 12 8, 10 9 12 10 12 9 12 9.